

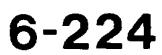
Throttle Body

GASKET Replace.

**22 N·m
(2.2 kg-m, 16 lb-ft)**

THROTTLE CABLE

- The throttle stop screw is non-adjustable.
- After reassembly, adjust the throttle cable (page 6-222).





Bypass Control System (2.2 l Except KQ, KY)

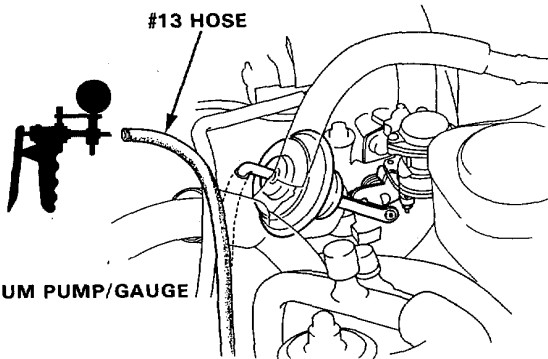
Troubleshooting Flowchart

Inspection of Bypass Control System

Start engine and allow to idle.

Remove #13 vacuum hose from the bypass control diaphragm and connect vacuum gauge to the hose.

VACUUM PUMP/GAUGE



Is there vacuum ?

NO

Remove #12 vacuum hose from the vacuum tank, then check for vacuum at the tank.

Is there vacuum ?

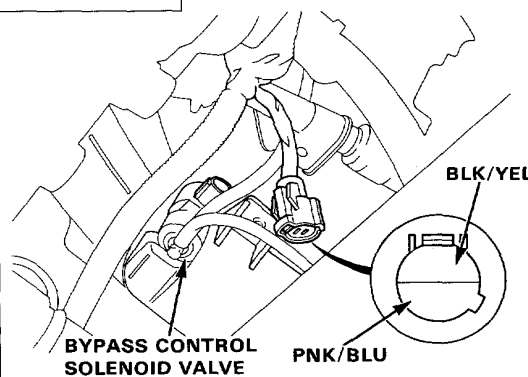
NO

Repair the blockage or vacuum leak between the vacuum tank and the intake manifold.

YES

Disconnect the 2P connector from the Bypass Control Solenoid Valve.

Measure voltage between BLK/YEL (+) terminal and PNK/BLU (-) terminal.



Is there battery voltage ?

YES

Replace the bypass control solenoid valve.

NO

Measure voltage between BLK/YEL (+) terminal and body ground.

(To page 6-226)

(To page 6-226)

(cont'd)